






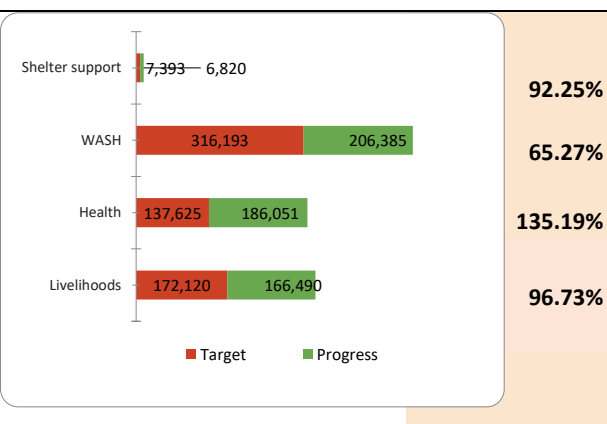
Movement-Wide Dashboard

Data: As of 31 March 2018*









 Households provided with shelter grants 7,393 6,820	 People provided with WASH support 316,193 206,385	 People provided with health support 137,625 186,051	 People provided with livelihood support 172,120 166,490	 NRCS Chapters provided with ICB support 16 14
---	---	--	---	---

Units Key Figures: By sectors Target Progress Progress against target in %: By sectors

#	Key Figures: By sectors	Target	Progress
#	Households received shelter cash grants	7,393	6,820
#	People provided with water sources and/or water points	52,574	39,183
#	People provided with sanitation facilities	47,425	27,836
#	People reached by hygiene promotional activities	316,913	139,366
#	People benefited recontn/rehabilitated health facilities/Tents	102,595	81,332
#	People reached with communityhealth/baby kits/PSS interventn	30,000	95,636
#	Pregnant and lactacting mothers received LLIN	3,000	3,274
#	People trained in CBHFA, basic first aid, ECV and PSS	2,030	5,809
#	People reached with cash grants for livelihoods	131,950	128,195
#	Individuals engaged in temprory employment (CFW)	10,000	4,587
#	People reached with community-based project(livelihood)	10,170	18,525
#	Individuals trained in livelihood skills	20,000	15,183
#	District and sub-chapters supported with office equipment/vehicles	16	14



Highlights

	mason trained 5,158	Carpenter trained 491
	building back better (Technical Assistance)	
	67,286	
	reconstruction/ rehabilitation water supply system completed 147	reconstruction/ rehabilitation water supply system ongoing 56
	latrines construction completed 5,600	latrines construction ongoing 540
	Private houses constructed 3,277	demo houses 26
	house received I 6,820	house received II 4,765
	house received III 2,461	house received IV 2,065

Cross-cutting Issues

# of NRCS staff and volunteers trained/oriented in PMER-IM	450	# of NRCS facebook page likes received	144,352
# of NRCS staff and volunteers trained/oriented in GESI	458	# of Responses provided to queries thru community feedback boxes, newspaper columns and radio shows	151
# of NRCS staff and volunteer trained in finance	30	# of NRCS staff and volunteer trained on CEA	280
# of call received on in NRCS telephone hotline	2,599	# of NRCS staffs and volunteers trained in OD, Disaster response and warehouse management	1,698

- 5 DC building construction ongoing
- 8 SC building construction completed / 11 ongoing
- 5 Community building construction completed/ 7 ongoing
- 1 School building construction completed/ 7 ongoing



32 VDCs and 1 Municipality fully immunized



- 18 health post reconstrn/rehabilitn/completed
- 1 hospital construction completed
- 23 health post constn/rehabilitn ongoing

*Data on shelter cash grants, toilet and water source construction is as of 15 April 2018

